

PROCESS POLICY MAPS

Process Policy Maps (PPM) provide an integrated visual definition of all operations, products and workflows contained in a Strategic Business Unit (SBU). This comprehensive tool creates a layered definition of the whole SBU without sacrificing any of the details for internal operations and the supply chain.

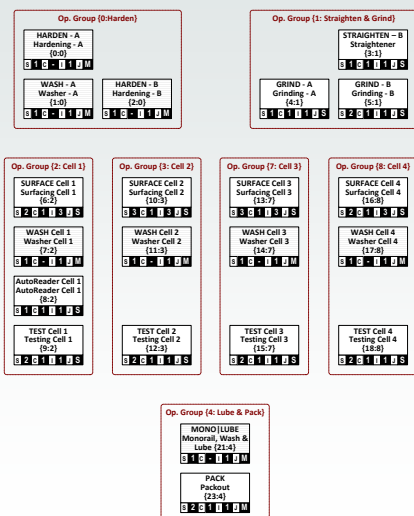
A PPM elevates process thinking into a full business context. It provides managers with a common framework and language for making the best possible changes to dramatically improve performance.

PPMs are a fundamental tool in the Profit Mapping toolset for manufacturing and business services. They are a key enabler for “what-if?” business improvement decision making. When combined with dynamic business analytics such as our Profit-MAP software, PPMs bridge the gap between the current state of a process and supply chain as it is today, and the best possible configuration for future performance.

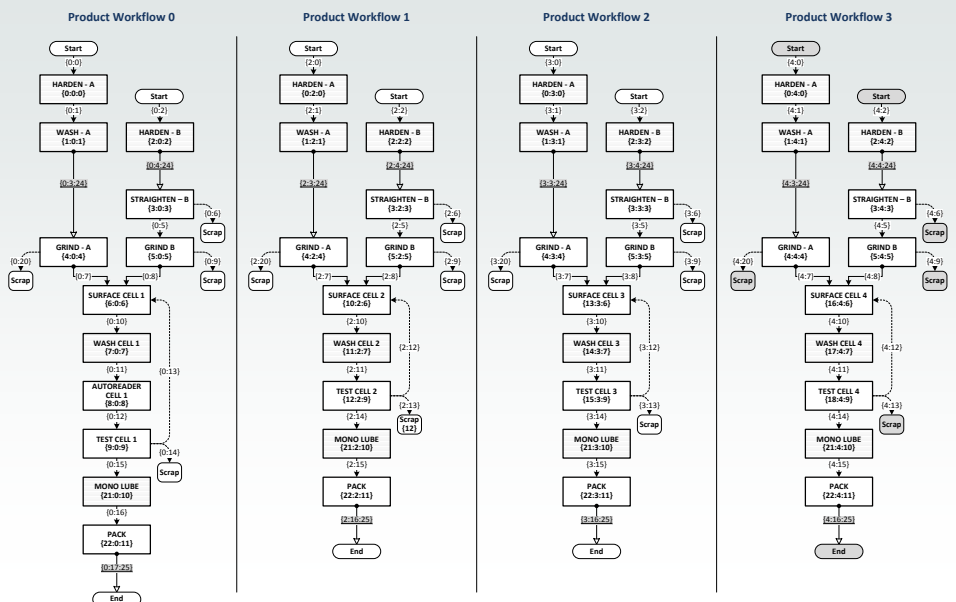
ADVANTAGES

- Elevates process mapping to a business focus via a holistic and integrated definition of an SBU.
- Provides a common visual language that is intuitive for all roles and stakeholders, not just process domain experts, thereby facilitating broader collaboration leading to cultural changes.
- Introduces the concept of *product workflows*. Product workflows show how all products in the SBU flow across operations for a customer-focused view into production.
- Provides comprehensive visibility across all human and machine “touch points” including normal flow through operations, recycle loops, scrap points, conveyance, etc. for both direct and indirect operations.
- Provides a platform for greater insight into cash-based costs within an SBU eliminating the difference between direct and indirect costs.
- Helps build a detailed step-by-step execution roadmap.

ALL OPERATIONS IN SBU



ALL PRODUCT WORKFLOWS IN SBU

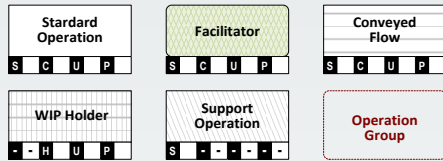


Process Policy Map Symbols

Preparing a PPM begins with thinking about the business goals and deciding the scope of an SBU and its components for integrated analysis. A variety of symbols are used to configure an SBU, including:

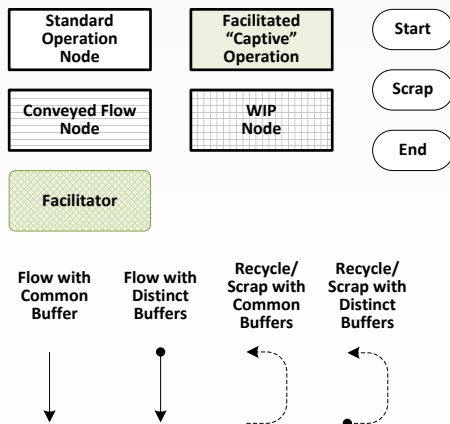
Operation Symbols

- Standard Operation
- Facilitator
- Conveyed Flow
- Work-in-Process (WIP) Holder
- Support Operation
- Operation Group



Workflow and Connector Symbols

- Standard Operation
- Facilitated "Captive" Operation
- Facilitator
- Conveyed Flow
- WIP Holder
- Flow Connector
- Start
- Scrap
- Recycle
- End



ProFIT-MAP and Menawat & Co. are trademarks of Menawat & Co.

NORTH AMERICA

Menawat & Co.
1426 North Hidden Creek Dr.
Saline, MI 48176 USA



Anil Menawat
Founder & Managing Partner
+1 734 786 4065
anil@menawat.com



Adam Garfein
Co-Founder & Partner
+1 734 429 0813
adam@menawat.com

EUROPE

Menawat & Co. Ireland
Belvedere House, Old Clonmacken
Ennis Road, Limerick, Ireland



James O'Sullivan
Managing Director, EMA
+353 872 700 323
james@menawat.com

